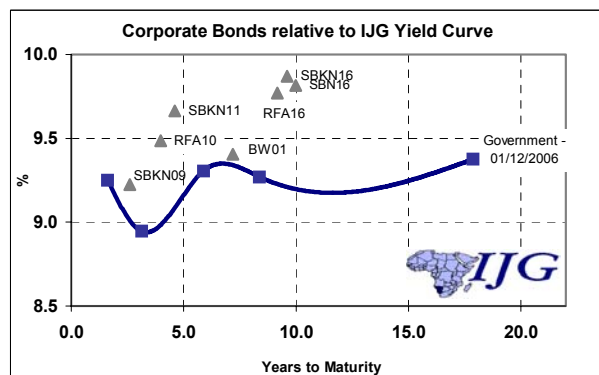
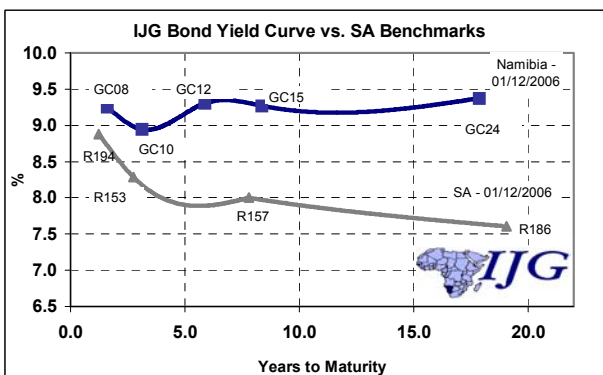
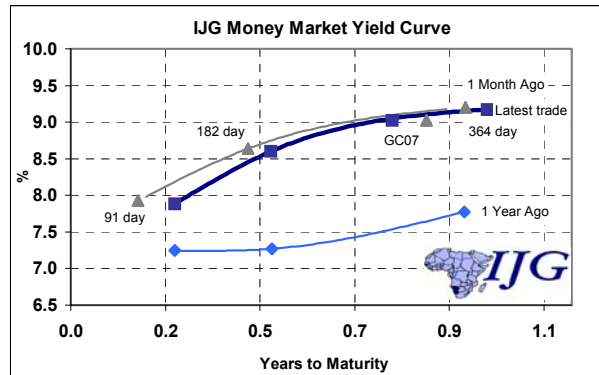
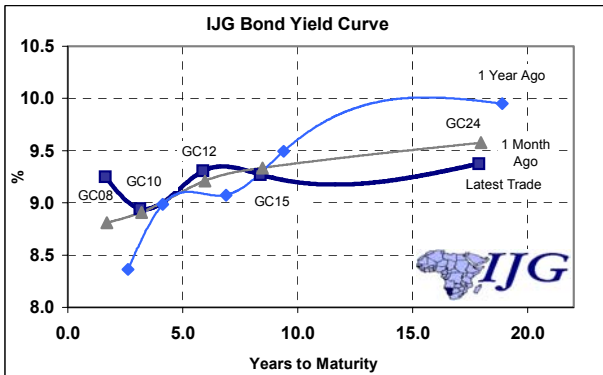


IJG Namibian Bond & Money Market Yield Curves - 04 December 2006

| | Yield (%) | | Latest premium (bps) | Bench mark | Duration on 01/12/2006 | Yield (%) | |
|-----------------------------------|------------------|---------------------|----------------------|------------|------------------------|---|---------------------|
| | Close 01/12/2006 | Previous 24/11/2006 | | | | Current 01/12/2006 | Previous 24/11/2006 |
| <i>Government Bonds</i> | | | | | | | |
| ALBI | | | | | 4.20 | Bank Rate | 8.50 8.00 |
| GC08 | 9.25 | 9.02 | 37 | R194 | 1.43 | Prime | 13.25 12.75 |
| GC10 | 8.95 | 8.81 | 66 | R153 | 2.48 | T-Bill (3 month)* | 8.1070 7.6608 |
| GC12 | 9.31 | 9.17 | 102 | R153 | 4.26 | T-Bill (6 month)* | 8.7242 8.7712 |
| GC15 | 9.27 | 9.21 | 127 | R157 | 5.23 | T-Bill (12 month)* | 9.0156 9.1944 |
| GC24 | 9.38 | 9.33 | 177 | R186 | 8.08 | * average nominal yields from the most recent primary auction | |
| <i>Corporate Bonds</i> | | | | | | | |
| SBKN09 | 9.23 | 9.09 | 28 | GC10 | 2.16 | | |
| SBKN11 | 9.67 | 9.53 | 36 | GC12 | 3.45 | | |
| SBKN16 | 9.87 | 9.81 | 60 | GC15 | 5.70 | | |
| SBN16 | 9.82 | 9.68 | 51 | GC12 | 3.81 | | |
| BW01 | 9.41 | 9.27 | 46 | GC10 | 1.84 | | |
| BW10 | 10.16 | 9.81 | 187 | R157 | 2.88 | | |
| RFA10 | 9.49 | 9.35 | 120 | R153 | 3.09 | | |
| RFA16 | 9.77 | 9.71 | 177 | R157 | 5.71 | | |
| <i>Average Bank Deposit Rates</i> | | | | | | | |
| | | | | | | Current | Previous |
| | | | | | | 01/12/2006 | 24/11/2006 |
| | | | | | Call | 7.888 | 7.888 |
| | | | | | 3 month | 8.698 | 8.663 |
| | | | | | 6 month | 8.925 | 8.913 |
| | | | | | 12 month | 9.438 | 9.425 |



| Total Domestic Debt Outstanding | | |
|---------------------------------|----------------|------|
| | in N\$ billion | % |
| Government | 10.958 | 90% |
| Treasury Bills | 4.300 | 35% |
| Bonds | 6.658 | 55% |
| Corporate | 1.156 | 10% |
| TOTAL | 12.114 | 100% |

| IJG All Bond Index | |
|--------------------|--------|
| End Nov 2006 | 354.09 |
| End Oct 2006 | 352.96 |

| IJG Money Market Index | |
|------------------------|--------|
| End Nov 2006 | 189.55 |
| End Oct 2006 | 188.31 |

Irwin, Jacobs, Greene & Associates (Pty) Ltd

Physical Address

12 Love Street

Windhoek, Namibia

Telephone: +264 61 303 500

Fax: +264 61 304 671

Postal Address

P O Box 186

Windhoek, Namibia

Web site: www.ijg.net

Email: research@ijg.net

Sales & Research

Mark Späth

mark@ijg.net

Niel Swanepoel

niel@ijg.net

Heike Smith

heike@ijg.net

Equity & Fixed Income Sales

Nigel Mubita

nigel@ijg.net

Leon Maloney

leon@ijg.net

Settlements & Administration

Edith Knoetze

edith@ijg.net

No representation is given about, and no responsibility is accepted, for the accuracy or completeness of this document. Any views reflect the current views of Irwin, Jacobs, Greene & Associates (Pty) Ltd. The views reflected herein may change without notice. Irwin, Jacobs, Greene & Associates (Pty) Ltd. provides this document to you for information purposes only and should not be construed as and shall not form part of an offer or solicitation to buy or to sell securities or derivatives. It may not be reproduced, distributed or published by any recipient for any purpose.